

## 2011 CENTENNIAL CELEBRATION

FOUNDERS  
BRICK  
PROGRAM



# Omega Founders Brick Project

Instructions On How To Order



# Table of Contents

1. Introduction
2. Important Tips
3. Getting Started
4. Steps
5. What To Expect Upon Successful Completion Of Your Order

# What is the Omega Founders Brick Project?

- This is a once and a life-time opportunity to leave your mark on Omega History. All brothers of Omega will have a chance to purchase a Founders Brick around the historic monument at Howard University, the birthplace of Omega Psi Phi Fraternity, Inc.
- The Founders Brick is 8"x8" with 4 lines (20 characters/line) at a cost of \$500.00. Approximately 900 Founders Bricks are available around the Founders Circle and entrance to the monument. The actual location of your purchased brick within this area will be determined by the date of receipt of your payment (first come, first served basis).
- Proceeds from this campaign will go to the Fraternity's Scholarship and Social Action projects.

# Important Tips!

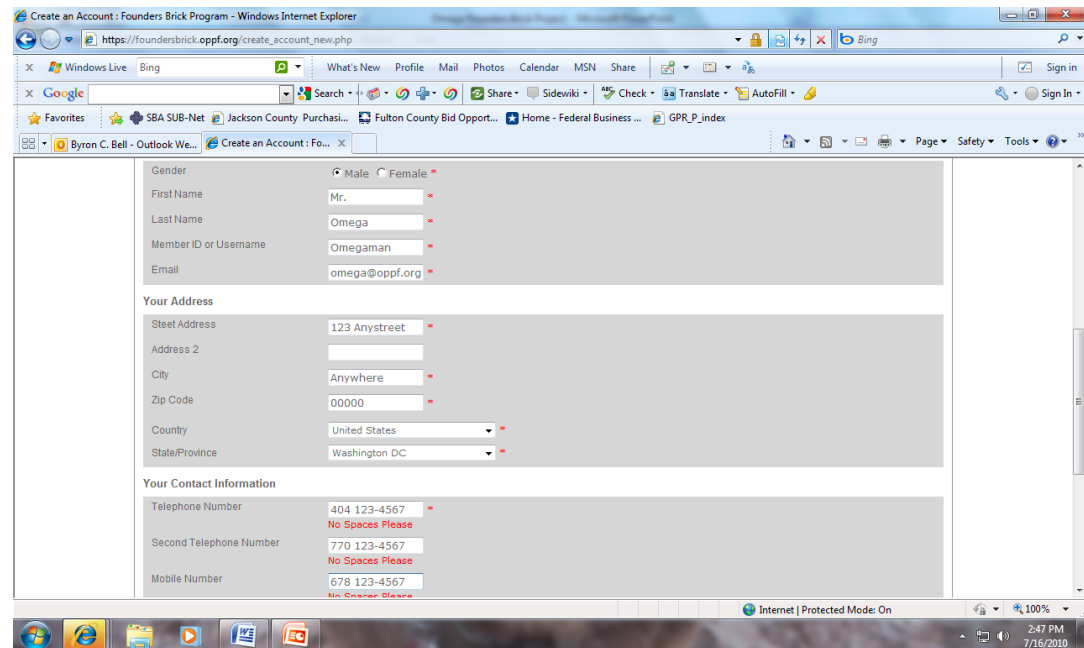
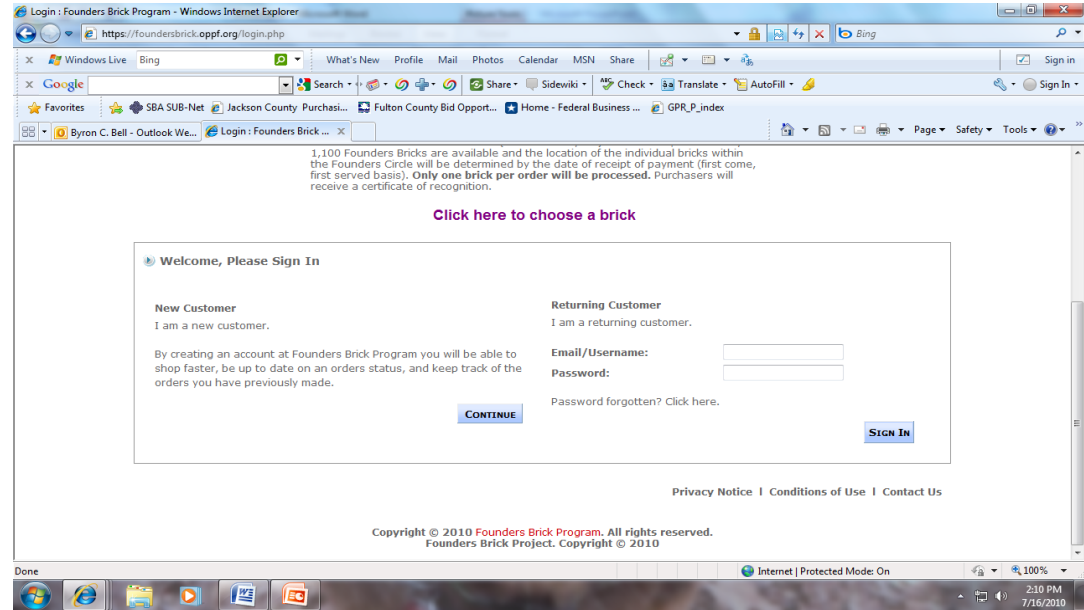
- Only members of Omega Psi Phi Fraternity, Inc. are allowed to order Founders Bricks. The only exception is whereby a customer is affiliated with a member, such as a wife or daughter. All orders will be reviewed for compliance before final acceptance.
- Remember when ordering to have all payment materials ready when ordering, and to double check typed information. If your order is incorrect, it may delay or prevent your order from being processed.
- You may only reserve 1 brick per order.
- The brick you choose may not be in the exact location in reference to the monument, but it will be within close proximity.
- Be sure to fill out the (4) inscription lines with 20 characters or less for your brick.

# Getting Started

- In order to access the Founders Brick Project Website, go to <https://foundersbrick.oppf.org/> and follow the instructions in the subsequent slides.

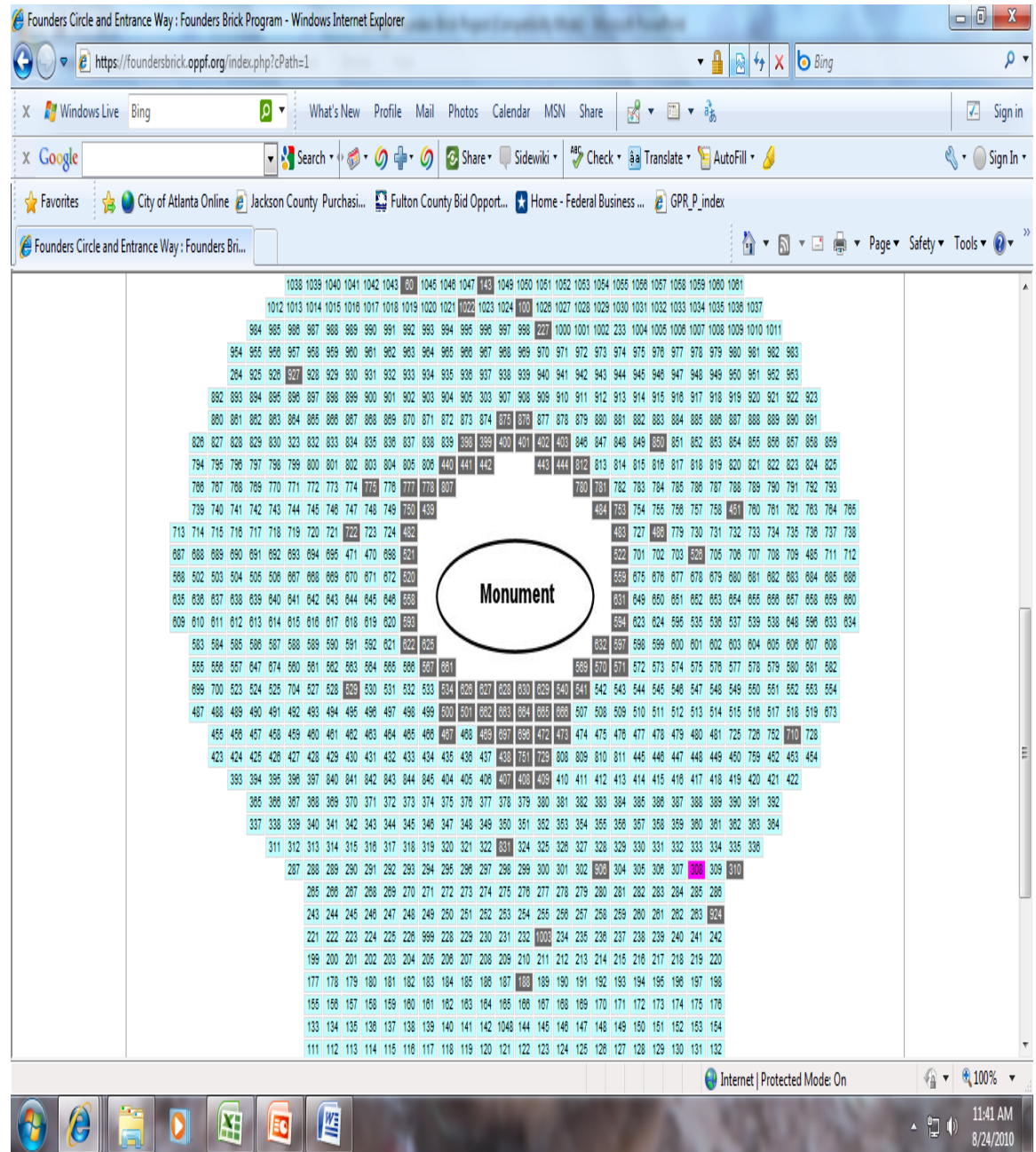
# Steps to Order

1. All financial Omega brothers or affiliates (As of July 25, 2010) please select the login button at the top right corner, and use your Member ID as your username and “Omega1911” as your password.
2. All other persons and Non-Financial members must set up a new account by clicking the guest hyperlink, and continue as a new customer.



# Steps Continued...

- Once logged In select “Click Here To Choose A Brick” and you will be taken to the founders brick layout page (Initially as the Brick Layout loads it will take a few moments to display).
- A brother or new customer may choose only one brick per purchase order.
- If you have selected the wrong brick or area, click “Clear Cart” to re-start the selection process.



# Steps Continued...

6. Once you have selected a brick, click the button that says "Checkout" at the top left area of the screen.
7. Here you will be taken through the Checkout Procedure towards the bottom of your payment screen. Be sure to fill out your desired inscription in the add inscription fields (20 characters or less per line).
8. Read carefully and follow instructions until process is Complete.

Payment Information: Founders Brick Program - Windows Internet Explorer

https://foundersbrick.oppf.org/checkout\_payment.php

Payment Information: Founders Brick Program

This is currently the only payment method available to use on this order.

**Credit Card**

Credit Card Owner: Omega Man

Credit Card Number:

Credit Card Expiry Date: January 2010

CVV number:

**Comments**

Comments

Add Comments to your Order

**Inscription**

Omega (Maximum characters: 20) You have 14 characters left.

SPR 86 (Maximum characters: 20) You have 14 characters left.

Diabolical Duo (Maximum characters: 20) You have 6 characters left.

Eta Xi (Maximum characters: 20) You have 14 characters left.

Continue Checkout Procedure to confirm this order.

**CONTINUE**

Delivery Information | **Payment Information** | Confirmation | Finished!

Privacy Notice | Conditions of Use | Contact Us

Done Internet | Protected Mode: On 100% 11:49 AM 8/24/2010

# Step 8 continued...

- To the right are examples of the inscription formatting.
- Remember you may only have 20 Characters per line.

**Sample Bricks**

Undergraduate Line	Graduate Line	District	State
Two Sons of Thunder Xi Xi Xi Chapter November 17, 1936 Sky College	Two Sons of Thunder Xi Xi Xi Chapter November 17, 1936 Shelby, Montana	1 <sup>st</sup> DISTRICT January 8, 1960 ME, NH, VT, MA, RI, CT	Connecticut 1 <sup>st</sup> District February 8, 1960 Bridgeport, CT

Graduate Chapter	Undergraduate Chapter
Xi Xi Xi Chapter November 17, 1936 Shelby, Montana	Xi Xi Xi Chapter November 17, 1936 Sky College

Initiated via an Undergraduate Chapter	Initiated via a Graduate Chapter
Joe Brown Xi Xi Xi Chapter November 17, 1970 Sky College	Joe Brown Xi Xi Xi Chapter November 17, 1970 Shelby, Montana

**Inscription Tips (Each line not to exceed 20 characters):**

1. Shorten Init Date – i.e. SPR 06 or Apr 06
2. Remove periods, commas, dashes etc.
3. Use 2 digit States

\*\*\*All Brick Inscriptions will be evaluated

# What To Expect Upon Successful Completion Of Your Order...

- You will receive three e-mails confirming your purchase.
- You will also receive a certificate, to be mailed, commemorating your historic contribution.
- The planned unveiling of the Founders Brick Project is scheduled for 2011.

